

Bank of Ireland
Ireland's leading bank

IV

Competition Guide



A Quick Glossary

(Target) face - the piece of paper with coloured rings that you will be aiming for (hopefully)...

(Target) butt - the large foam block that sits on the stands. The faces are pinned to this

Score Card - A page with grids to record the scores of the archers on the same target butt

Judge - Someone in a red top who mainly settles any disputes over an arrow's score

End - (in an indoor IV competition) 3 arrows shot consecutively


Round - 10 ends



Targets

During an IV competition, each archer will shoot a total of 60 arrows. These 60 arrows will be shot 3 at a time.

Each archer is assigned a specific target face on a specific butt. The butts will be numbered on the day but the faces will not. This is what the faces will be labelled as...



Targets

So target 3C is...



A and B will both shoot beside each other at the same time and same for C and D.



Schedule


When you arrive to the competition location, first locate our team! From there the schedule for the day is...

- Registration and Bow Set-Up
- Equipment Check
- Practice Ends (x2)
- 1st Round (of 10 Competition Ends)
- Small Break (~15 mins)
- 2nd Round (of 10 Competition Ends)
- End of Shooting



Shooting

The hall in competition will be set-up similarly to the hall in training. Tape on the floor and signs on the walls will denote the shooting line, equipment line and 3m line.



Keep yourself and all your equipment behind the equipment line while not shooting.



Shooting

In training we use calls such as "All shot. Collect" and "All back. Shoot" to maintain our shooting range. This is done a little differently in competition.

There will be a timing system. This consists of an audible buzzer/whistle and screen that will look something like this...



Timing System

Buzzer - This will indicate a change in phase

Time - There will be 120 seconds to shoot an end (i.e., 3 arrows).

Traffic lights/Colours - When this is red, do not shoot. When it is orange, prepare to shoot, but do not shoot. When it is green, if it is your turn you may shoot, otherwise do not shoot.

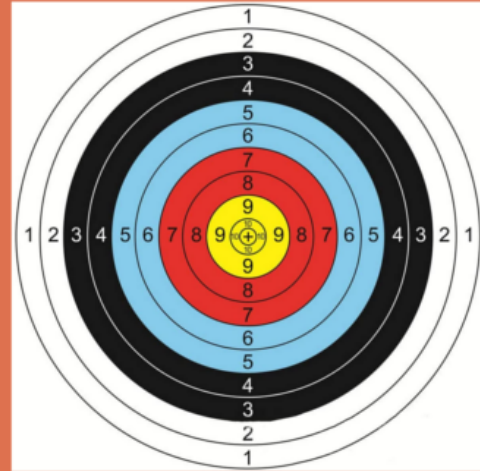
AB/CD - This denotes who's turn it is. The A, B, C and D correspond to the target face assigned to you. So for example, while 'AB' is displayed the archers on targets A and B are either shooting or to prepare to shoot.

Please note that during the first end AB shoot, then CD. In the next end, CD will shoot first, then AB. This alternates throughout the competition.



Scoring

Beginners and Barebows use a 40cm target face. Each ring has a score, they are illustrated here



The score values will not be on the face on the day so please try to remember these.

Once everyone has shot their arrows for an end, the buzzer will sound. Everyone leaves their bows behind the equipment line and approaches the target together. Do not touch the arrows until after scoring is complete.

During the first end 2 scorers will be assigned. If you are a beginner try to avoid doing this job, but please note, the two scorers must be from different colleges so you may need to score despite being new.



Scoring

First scores are called out starting with the archer on face A, then B, and so on. The archer calls out their 3 scores in *descending* order, calling any misses simply 'miss'. Both scorers record these values on their own score sheet.

SA National Indoor Championships
Pretoria/Port Elizabeth Archery Club
From 10-25-2013 to 10-26-2013

Archer: O'Neill James
Country: KZN - Kwa Natal

1B
C MM

	1	2	3	Sum	Tot.	10	9
1	8	5	M	13	13		
2	10	3	M	13	26	1	
3	9	4	2	15	41		1
4	7	5	1	13	54		
5	3	2	1	6	60		
6	9	8	M	17	77		1
7	5	4	3	12	89		
8	10	1	M	11	100	1	
9	8 3	2		12	112		
10	9	M	M	9	121		1
Total					121	2	3

Archer: *[Signature]*
Scorer: *[Signature]*

If a scorer disputes the score an archer has called for one of their arrows, a judge is called over (simply holding up your score card or calling 'judge'). The judge will give the final say on the score of the arrow.

If an individual arrow score is incorrectly entered on a scoresheet by a scorer, a judge is called over. They will cross out the incorrect score, write in the correct score and sign it off.



Scoring

If you are scoring, compare scores with the other scorer after each end to ensure mistakes are caught.

Look out for 'line-breaker' arrows. If an arrow is touching the black ring of a higher scored zone, this counts as the higher score. If there is any colour between the arrow and the ring of the higher scored zone, the arrow is counted as the lower score.



Breaks line
Score = 9



There is yellow between
the arrow hole and the
10 ring
Score = 9



Touches 10 line
Score = 10



Scoring

Only once all the arrows have been scored and all the archers at a target are satisfied, the arrows can be touched and pulled out of the target. Normally all arrows would be pulled by any non-scoring archer, but as these are COVID times, each person is to pull their own arrows

Once all archers are back behind the shooting line, the buzzer will sound again, and the next end will commence

At the end of the round (i.e., 10 ends), the score cards are signed by the archer and scorer and handed up. Make sure the total score is correct before you sign! This score will be counted towards the ISAA league and the incorrect score will have to be accepted!

If you have any questions at any point, feel free to ask any experienced teammate, experienced archer or judge for guidance. People at these competitions are very nice, so don't be afraid!



What should I bring/wear?

DO NOT WEAR DENIM OR ANY CAMOUFLAGE. You will be shot on sight... well maybe not that but at the very least, you will not be allowed to compete. This is a universal archery rule!

Please wear a *black top/club jersey* (if you have one). Black and white are our club colours so we ask that you wear them. Tracksuit bottoms are good for legwear.

Additionally wear flat shoes/shoes you normally wear to training. Don't wear any loose tops/loose sleeves. This will get caught in your string and deflect your arrows!

While some food will be supplied, please bring substantial food as the competition is expected to go on for 5 hours, and you'll need to keep your blood sugar up to shoot well!

Bring a pen for scoring/markings arrows. No red/green pens, ideally black/blue.

Also, of course bring your bow!

